




KM 85/50 W P Adv

High-performance walk-behind petrol-driven sweeper with 3.3kW Honda engine providing up to 4 hours running time from a single tank.



1 Efficient filter system

- 2.1 m² filter area.
- Manual filter cleaning system.




2 Two-wall rotating frame

- Robust and corrosion-free.
- For the toughest jobs.



3 Traction drive

- Intuitive operation.
- With optional reverse gear.



4 Waste pick up and emptying

- Efficient sweeping thanks to large working width.
- Also sweeps wet surfaces.



KM 85/50 W P Adv

- Robust double wall frame
- Main roller brush can be raised
- Reverse mode, operating hour counter and floating main roller brush

Technical data

Order Number	1.351-110.0	
EAN code	4039784468481	
Drive	4-stroke petrol engine / Honda	
Drive - power	W	3300
Max. Area Performance	m²/h	3825
Working width	mm	610
Working width with 1 side brush	mm	850
Working width with 2 side brushes	mm	1050
Waste Container	l	50
Hill climbing ability	%	18
Operating speed	km/h	4,5
Filter area	m²	2,1
Weight	kg	126
Dimensions (L x W x H)	mm	1355 × 910 × 1155

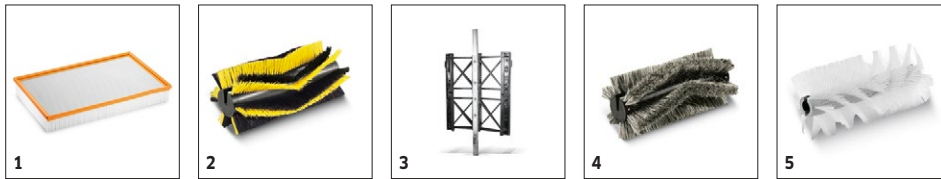
Equipment

Flat pleated polyester filter	■	Adjustable suction power	■
Manual filter cleaning system	■	Side brush, can be raised and adjusted	■
Travel drive - forward	■		
Travel drive, reverse	■		
Floating main roller brush	■		
Mobile container	■		
Bulk waste flap	■		
Overthrow sweeping principle	■		
Vacuum	■		
Outdoor applications	■		
Operating hour meter	■		

■ Included in delivery.

KM 85/50 W P ADV 1.351-110.0

KÄRCHER



			Order Number	Installation ex works	Length / width	Diame-ter	Price	Description	
Flat pleated filter									
Flat pleated filter	1	5.731-585.0						Moisture-proof, washable flat pleated filter for Kärcher sweepers. Filter noticeably reduces maintenance costs.	■
Standard main roller brushes									
Reversing rolling mill Profi	2	6.906-508.0			620 mm			Tough standard roller brush with moisture-proof universal bristles for normal soiling on all surfaces. Extremely durable.	■
Filter conversion kit									
Double filter cleaning mechanism	3	2.851-000.0						The dual filter scraper increases cleaning performance in areas subject to high dust levels.	□
Main roller brush - Soft/natural									
Main roller brush, soft/natural	4	6.906-557.0			620 mm	250 mm		Specially designed with natural bristles for sweeping fine dust on smooth floors indoors	□
Main roller brush, hard									
Main roller brush, hard	5	6.906-558.0			620 mm			For the removal of stubborn dirt outdoors	□

■ Included in delivery. □ Available accessories.

KM 85/50 W P ADV 1.351-110.0



1



2-3

		Order Number	Installation ex works	Length / width	Diame-ter	Price	Description	
Standard side brushes								
Side broom standard	1	6.906-132.0			420 mm		Moisture-proof universal bristles, longlife, suitable for all surfaces	■
Side brush, hard								
Side broom hard	2	6.905-625.0			420 mm		Removes stubborn dirt outdoors, moisture-proof, mildly abrasive	□
Side brush, soft								
Side broom soft	3	6.905-626.0			420 mm		Moisture-proof, soft side brush for sweeping fine dust on all surfaces indoors and outdoors. Ideal for dirt with a high dust content.	□

■ Included in delivery. □ Available accessories.

KM 85/50 W P ADV 1.351-110.0



		Order Number	Installation ex works				Price	Description	
Side brushes, left									
	1	2.640-441.0	2.640-441.7					Complete, including standard side brushes for increased area coverage.	<input type="checkbox"/>
Side brush, left	2	2.640-441.7	2.640-441.7					Complete, incl. standard side brush to increase area swept	<input type="checkbox"/>
Other mounting kits									
Brake	3	2.640-301.0						For securely braking on inclines > 2 %	<input type="checkbox"/>

■ Included in delivery. □ Available accessories.